



Public Street Tree Watering Guide

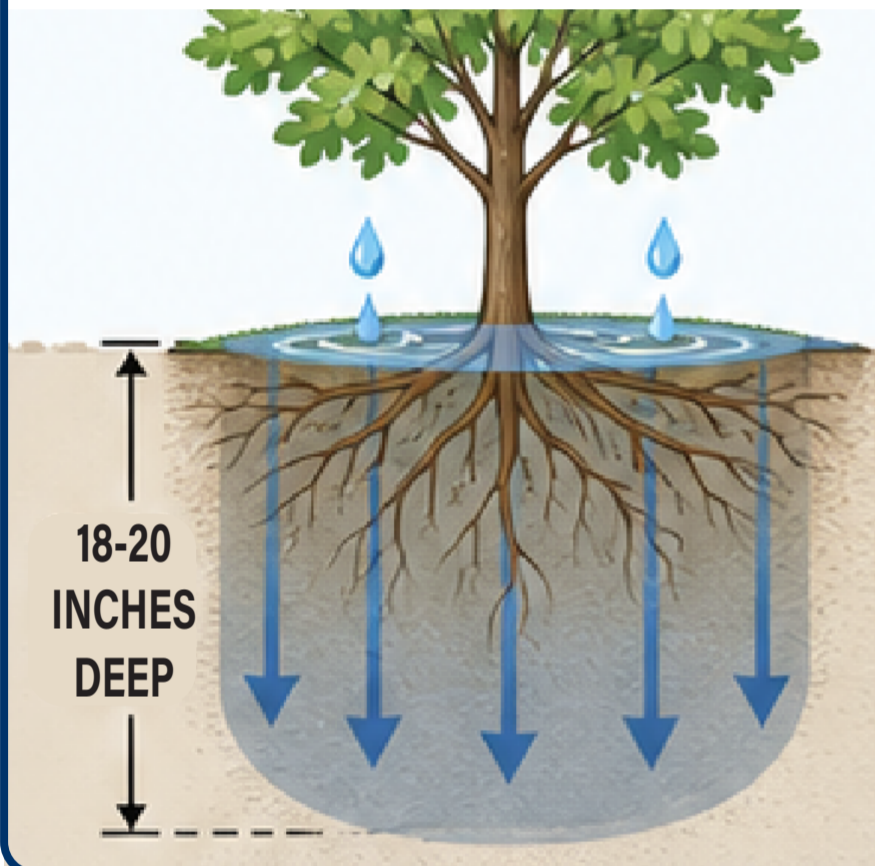
Care for required street trees in public parkstrips



WHY IT MATTERS

- Street trees are required public improvements in many newer subdivisions.
- They provide shade, improve neighborhood appearance, and reduce heat.
- After the developer warranty period ends, adjoining lot owners are responsible for care and maintenance.

WATER DEEPLY, NOT LIGHTLY



- Slow, deep watering helps roots grow downward and outward.
- Frequent shallow sprinkling often wets only the surface.
- Goal: soak soil about 18-20 inches deep.

HOW TO WATER



- Use a slow-running hose, bubbler, drip system, or tree watering bag.



- Apply water slowly so it soaks into the root area instead of flowing somewhere else.







- Do not rely on lawn sprinklers.



- Check soil moisture with a screwdriver or soil probe.

GENERAL WATERING RHYTHM

SPRING/FALL	SUMMER	YEAR-ROUND
 usually 1-2 deep waterings per week	 usually 2-3 deep waterings per week during hot weather	 adjust for rainfall, soil conditions, and tree size
 Young trees usually need more frequent attention than established trees.		

MULCH HELPS



- Maintain mulch around the tree where feasible.



- Keep mulch a few inches away from the trunk.



- Do not pile mulch against the trunk.



- Protect the trunk from mower and trimmer damage.



CODE COMPLIANCE

Public street trees may not be removed without County approval. Unauthorized removal, destruction, or failure to maintain a required street tree may result in a code enforcement action and required replacement at the owner's expense. See Weber County Code §108-7-7.020 and §108-7-7.040. Please contact Weber County Code Enforcement if you observe unauthorized removal or damage to a public street tree: 801-799-8374, acoleman@webercountyutah.gov.